




Don't worry, the worksheet is attached.

- There are two sheets attached. One is the worksheet you were looking for and the other is the Video Guide Help to leave in the VHS or DVD case for a fellow teacher.

**PRINT THIS NOTICE
and put it in the
DVD or VHS case.**



- Please print out both sheets and place the Video Guide Help sheet in the VHS or DVD case.

**PRINT THE WORKSHEET
from the website every
time for the latest copy.**

- The Video Guides are constantly being updated and revised. Please simply go to the StarMaterials.com website and download a fresh copy of the free worksheet as you need it.
- Keep checking the website for the latest teacher created and teacher tested tools for your classroom.





There is a video guide for this video that will help students with the materials.

Free Video Guide

- There are always 15 questions, either fill in the blank, circle the correct or true/false so that students can keep up with the video.
- Students can read and fill them out before viewing and then correct the information while watching the video.
- There is a section for three things students knew that were confirmed in the video (claiming prior knowledge) and three things they know now after watching the video (learned).
- Next to the question numbers triangles (Δ) can be filled to indicate which questions are to be answered. This accommodation may limit the requirements for special needs students.
- Every guide has the same "Look and Feel"

Go there now - www.StarMaterials.com



StarMaterials.com now has many video guides for other videos.

The seven page enhanced "Word Bank" version for this video includes:

Each Episode Set includes:

- 1- **Answer Key** question times are listed; also has grading guide.
- 2- **Student Worksheet** with a "Word Bank". (For special needs).
- 3- **Student Worksheet** with no "Word Bank". (Copy attached below)
- 4- **Individual Quiz** - with a "Word Bank". (For special needs).
- 5- **Individual Quiz** - with no "Word Bank".
- 6- **Reusable Quiz** - with a "Word Bank". (For special needs).
- 7- **Reusable Quiz** - with no "Word Bank".



Please leave this page in the DVD/VCR case so that you won't forget!

Room _____ Block _____ ID# _____

Name _____

Teacher _____

Date: ___ / ___ / ___

Period _____

BNP12

Friction



While watching, complete this video guide.

Three things I knew
that were confirmed in
the video:

A- _____

B- _____

C- _____

Three things I didn't know
but I now know because I
watched the video.

A- _____


B- _____

C- _____

- ___ Δ 1. Rubbing two things together causes _____.
- ___ Δ 2. Friction does / does not produce heat from work.
- ___ Δ 3. Moving things are _____ down by friction.
- ___ Δ 4. Your finger _____ let you hold onto things without dropping them.
- ___ Δ 5. Wearing cleats for outdoor sports gives the player more / less friction
- ___ Δ 6. A basketball player wears rubber soled sneakers to have more friction on the _____.
- ___ Δ 7. Skiers and skaters want _____ friction on the snow and ice.
- ___ Δ 8. Fire can / cannot be made from the friction created by rubbing two pieces of wood together.
- ___ Δ 9. Friction is needed to make a car's _____ work properly.
- ___ Δ 10. If two objects are rubbed together and there is no _____ then friction was not created.
- ___ Δ 11. When riding a bicycle friction keeps your feet on the _____.
- ___ Δ 12. Friction is created during bowling even though the ball and alley are _____.
- ___ Δ 13. As a space ship passes through the _____ a lot of friction is created .
- ___ Δ 14. The noise a cricket makes comes from the _____ of rubbing their wings together.
- ___ Δ 15. Scientists measure the amount of friction on an airplane in a/ (n) _____ .



Word Bank




Select the Version.

The Questions are Identical

Video Guide There are always 15 questions with the same "Look and Feel"- fill in the blank or forced decision so that students can keep up with the video.

- Word Bank for suggested answers.
- Students can fill them out before viewing and then correct the information while watching the video.
- Next to the question numbers there are triangles (Δ) that teachers may fill in indicating which questions are to be answered. This accommodation will limit the requirements for younger or special needs students.

Fill in the Blank



Reusable Quiz Print this on colored paper to reuse each year

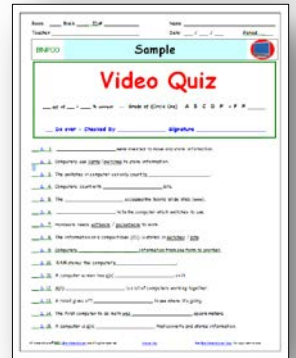

Next to the question numbers there are triangles (Δ) that teachers can choose indicating which questions are to be answered.

- Use as many questions as you wish 10, 12, 15.
- Ideal for 'clicker' response systems.
- Every quiz has the same "Look and Feel"
- Free Quiz answer sheet at: <http://www.StarMaterials.com/Documents/>



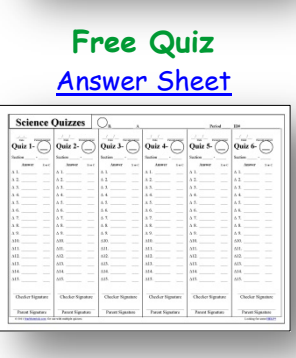

Individual Quiz Next to the question numbers there are triangles (Δ) that teachers can choose indicating which questions are to be answered.

- When marking, have checkers put a "C" for correct and "X" for wrong in blanks next to the triangles (Δ) then count the "C's" for grade.
- Different classes can take different quizzes.
- Repeat or do-over quizzes can have different questions.
- Every quiz has the same "Look and Feel"
- Have students use ID Numbers only. Have them cross correct before returning the quiz to owner for names.



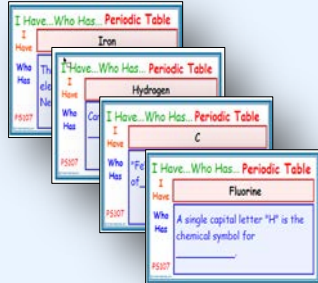
Answer Key The answer box lists suggested answers.

- Next to the answers are the times the material was presented in the video.
- Correct answer percentages are shown in the included table for a 10, 12, or 15 question quiz.
- Print the answer key on colored paper to find it quickly.
- A handy grading percentage key is provided at the top for easy grading.



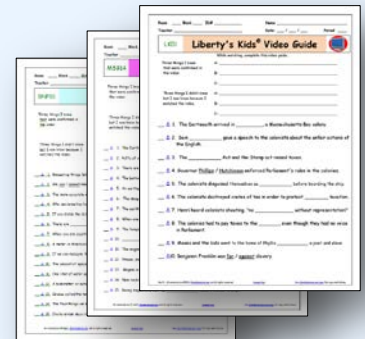

Click on other Helpful Products from StarMaterials

Free I Have, Who Has...



30 Questions and answers on 30 different cards.
Many different content areas taught.

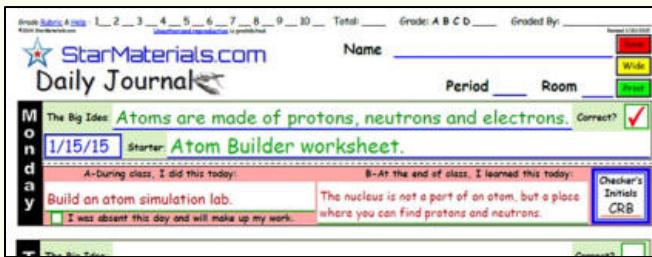
Free Video Reviews



"Bill Nye - The Science Guy", "Magic School Bus",
"The Eyes of Nye", "Liberty's Kids" and more.


Interactive Products from StarMaterials

Free I-Journals*



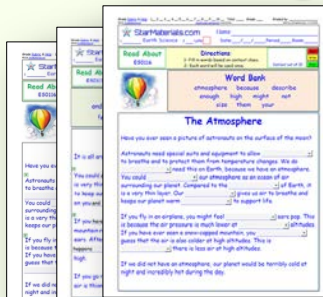

Writing in the Content Area (.pdf)
Interactive journal worksheets.

Free I-Guides*



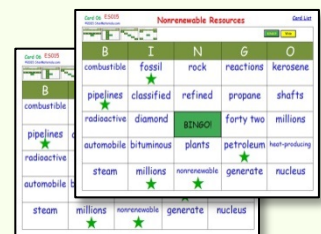
Dictionary Drills (.pdf)
Use Guide Words to place work in question.

Free I-Cloze* Readings



Reading in the Content Area (.pdf)
Interactive worksheets that are self-correcting.


Free I-BINGO* Review



Great concept introduction or review (.pdf)
30 Interactive BINGO Cards.

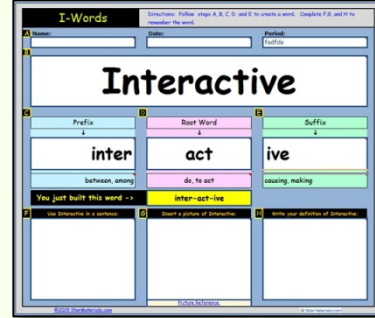
*Interactive lessons for printout on Paper or use with iPad®, iPod®, Kindle®, Chromebook®, Laptop, SMART® board or other devices.

I-Wilson® Reading Tiles*



Move letter tiles on screen. (.doc)
for teaching Wilson® steps 1 through 6.

I-Words*



Construct words and make posters (xlsx)
Use drop down lists for prefix, roots and suffix.

More to Come from StarMaterials!

Keep up to date with the latest tips and tricks using StarMaterials documents.


Click on the image and sign up.




or click on the link below:

<https://groups.yahoo.com/neo/groups/StarMaterials>

It's quick and easy and you can decide if you'd like a daily email or summary.

Click to follow us on -> 

Click to follow us on -> 

No, we will not sell your information and we are too busy creating new materials to send too many emails anyway.

Thanks!

StarMaterials.com

*Interactive lessons for printout on Paper or use with iPad®, iPod®, Kindle®, Chromebook®, Laptop, SMART® board or other devices.